

Featuring
Revolutionary
Toyota™
Technology



RoyPow®
Get powered. Get inspired

LT – A627.4

4 Seat Community Transport Vehicle

The SUPERIOR AC POWERED ecar “627 SERIES” Cart is the newest, most advanced Cart on the market. This high powered community cart is the ultimate choice for transporting people. This vehicle excels in the commercial and community sectors; moving people in comfort and style. The lights, indicators and horn are all accommodated on the steering column in a new, state of the art stalk, for convenience and comfort. The powerful AC MOTOR matched to the new ADVANCED TOYOTA controller allows adjustable speeds of up to 20 Kph.

Outstanding Specifications & Exceptional Warranty







Based on advanced German engineering and design all e-car models feature the industry’s leading U.S.A. and European brand electrical and mechanical components and are backed by an exceptional warranty.

2 YEARS on electrical and mechanical components

5 YEARS on batteries

RoyPow®
Get powered. Get inspired

Choice of Six Standard Colours


- 
Metallic Green
- 
Metallic Champagne
- 
Arctic White
- 
Metallic Dark Blue
- 
Metallic Burgundy
- 
Metallic Black

* Other Colours available by Special Order (Minimum Quantities may apply)



UNITS 1 - 3 / 15 RENE STREET
NOOSAVILLE QLD 4566

ENQUIRIES - Dan Tickner

 07 5455 5328 | 0488 557 684

 dan@qldgolfcarts.com.au

SPECIFICATIONS: LT-627.4

Key Components

Battery	105 Ah Roy Pow LiFePO4 Battery Pack
Motor	48V 4.0 kw AC Motor
Controller	Toyota 350A AC Controller
Charger	58V 22A LiFePO4 Battery Charger
Transaxle	12.31:1 Gear Ratio

Performance

Passenger Capacity	4- Person
Range	80 - 100km
Max. speed	Adjustable up to Max of 20 Kph
Min. Turning Radius	4.2 m
Max. Climbing ability (Loaded)	20 %
Brake Distance	=<6 m



Dimensions

Overall Dimensions: LWH (mm)	3160 x 1200 x 1890
Min. Ground Clearance (mm)	110 mm
Gross Weight (with Batteries)	582 kgs

Electrical System

Lighting System	Headlights, Taillights, Brake Lights and Turn Signals with Indicator Stalk
Reversing Alarm	Reversing Buzzer & Horn

Steering and Suspension

Steering System	Self Adjusting, permanently lubricated rack and pinion with sealed tie rods
Service Brake	Mechanical self adjusting rear drum brakes
Park Brake	Automatic Electronic Park Brake
Accelerator	Electric Accelerator
Suspension System	Automotive style fully independent with helical springs over hydraulic struts
Wheels	10 Inch Alloy Mag Wheels

Body & Frame

Frame	Welded High Yield Strength tubular steel
Body	"P.P" Alloy Automatic Industrial Special Plastic
Windshield	Hinged Fold down windshield
Seat Cushion	Black Vinyl Seats
Dashboard	Key Switch, 12 Volt Dual USB Port
Roof	PP Plastic injection, painted to match body
Mirrors	Two Wing Mirrors with centre rear view mirror

Other Standard Inclusions

Speedometer, State of Charge Meter and Odometer
Retractable lap Seat Belts
Front Basket
Front Brushguard

Optional Extras (Additional Costs Apply)

Locally Made Custom All Weather Enclosures
Roof Mounted Rotating Amber Light
Maintenance free Gel Battery Option* (\$2000 Discount)
* 1 Year Battery Warranty

